

MATERIAL LIST

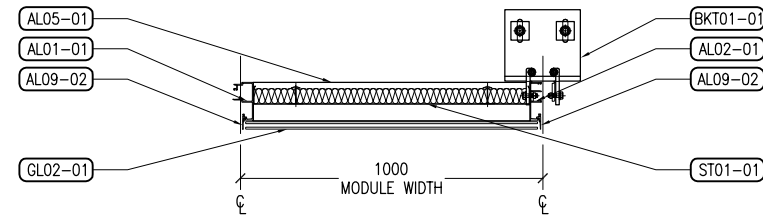
NO.	PART NO.	QTY.	REV. NO.	DESCRIPTION	CUTTING LENGTH	CUTTING WIDTH	REMARKS
MAIN FRAME ASSEMBLY							
1	AL01-01	1	0	ALUMINUM EXTRUDED MALE MULLION	3173.5	-	-
2	AL02-01	1	0	ALUMINUM EXTRUDED FEMALE MULLION	3173.5	-	-
3	AL03-01	1	0	ALUMINUM EXTRUDED HEAD STACK	990	-	-
4	AL04-01	1	0	ALUMINUM EXTRUDED SILL STACK	915	-	-
5	AL05-01	1	0	ALUMINUM EXTRUDED TRANSOM	915	-	-
6	AL06-01	1	0	ALUMINUM EXTRUDED BOX TRANSOM	915	-	-
7	AL07-01	1	0	ALUMINUM EXTRUDED SILL TRIM	998	-	-
8	AL08-01	3	0	ALUMINUM EXTRUDED GLASS LEDGE	981.5	-	-
9	AL09-01	3	0	ALUMINUM EXTRUDED GLASS LEDGE	981.5	-	-
10	AL09-02	2	0	ALUMINUM EXTRUDED GLASS LEDGE	885	-	-
11	AL09-03	2	0	ALUMINUM EXTRUDED GLASS LEDGE	1240	-	-
12	AL09-04	2	0	ALUMINUM EXTRUDED GLASS LEDGE	1035	-	-
13	AL10-01	6	0	SETTING BLOCK	150	-	-
14	AL11-01	1	0	ALUMINUM EXTRUDED SLEEVE	200	-	-

BACK PAN SHEETS

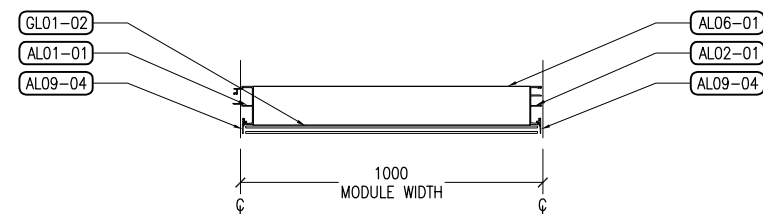
15	ST01-01	1	0	1.5mm THICK E.G. SHEET BACK PAN	815	1055	-
----	---------	---	---	---------------------------------	-----	------	---

GLASS SCHEDULE

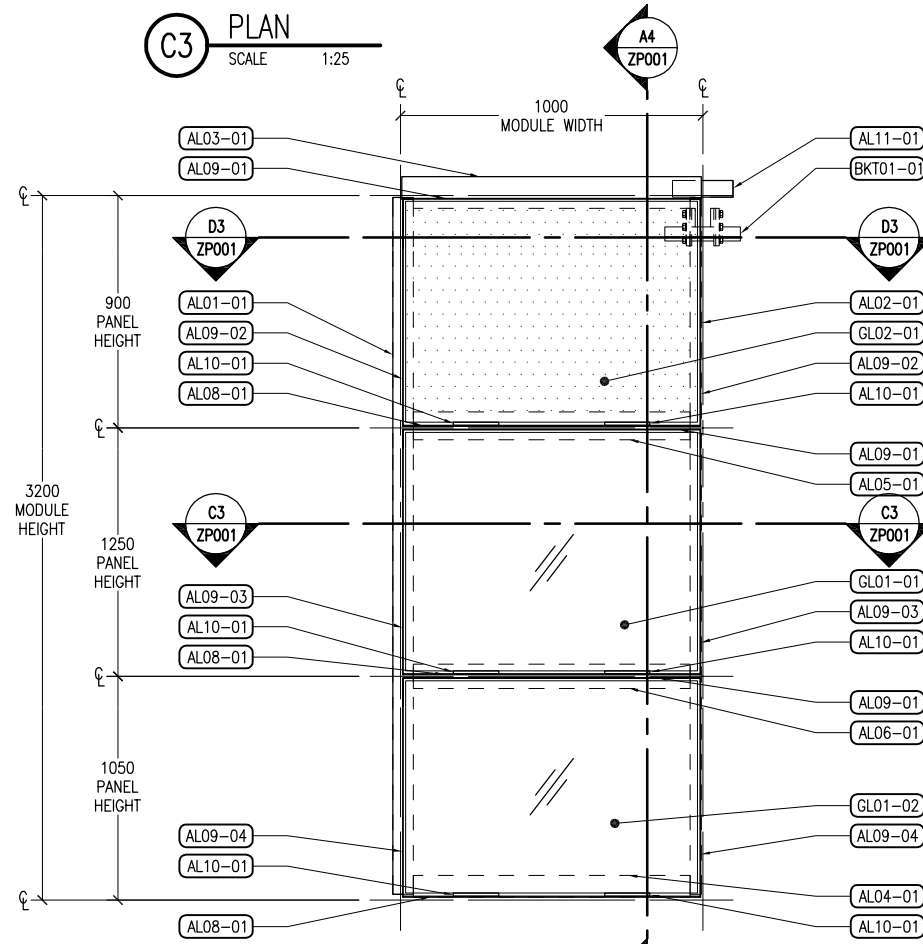
PART NO.	QTY/UNITS	REV. NO.	DESCRIPTION	DIM-A	DIM-B	REMARKS	
16	GL01-01	1	0	24mm THICK INSULATED GLASS UNIT	965	1217	-
17	GL01-02	1	0	24mm THICK INSULATED GLASS UNIT	965	1012	-
18	GL02-01	1	0	24mm THICK SPANDREL GLASS	965	863	-



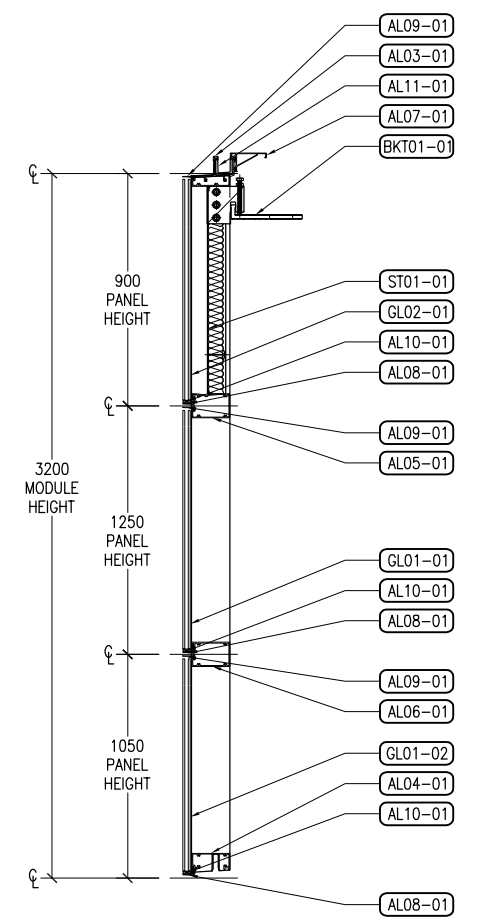
D3 PLAN
SCALE 1:25



C3 PLAN
SCALE 1:25



A3 ELEVATION
SCALE 1:25



A4 SECTION
SCALE 1:25

GLAZING CONTRACTOR
ADDRESS, STREET, CITY, COUNTRY, ZIP, ETC

REV	DATE	DESCRIPTION	BY
DD MMM YYYY	1ST SUBMISSION		RJMR



Standard ±1 Angle ±1°
Tolerance ±0.5 Squareness ±1

PROJECT TITLE:

SAMPLE PROJECT

PROJECT NO.

XXXX

POST PAINT	
PRE PAINT	
PART	
SUB-ASSEMBLY	

DIE/REF. NO.

MATERIAL:

DRAWING TITLE:

PANEL ASSEMBLY

DRAWING NO.

ZP001

SCALE: NOT TO SCALE

DRAWN BY:

PTCC-RJMR

CHECKED BY:

PTCC-MT

FINISH:

-

DATE: DD MMM YYYY

APPROVED BY:

SHEET

1

REV.

0